

Chatter

Vol 1 No 10 Autumn 2025

Fancier in Focus:
Beau Schutz

PAGE 4

Visual Violets

PAGE 8

The Recessive Pied

PAGE 11

Understanding Budgie
Body Language

PAGE 14

Culling With
Confidence

PAGE 16

Know the
Cheek Patches

PAGE 18

Around the Clubs

PAGE 20

PRESIDENT:

Troy Holmes – Kensington Gardens
president@bcsa.com.au

VICE PRESIDENT:

Michael Smith – Paralowie
cars19852003@yahoo.com.au

SECRETARY:

Chris Murphy – Coromandel Valley
cmurphy68@msn.com

TREASURER:

Beau Schutz – Cherry Gardens
Schutzbeau81@gmail.com

RING STEWARD:

Nigel Tonkin – Blackwood
nigeltonkin50@gmail.com

SHOW MANAGER:

Troy Holmes – Kensington Gardens
president@bcsa.com.au

ASSISTANT SHOW MANAGER:

Brice Wheaton – Melrose Park
bricewheaton1@gmail.com

AUCTION COORDINATOR:

George England – Parkside
gendland8@bigpond.com

WEB MASTER:

Troy Holmes – Kensington Gardens
president@bcsa.com.au

AUDITOR:

Matthew Worrell, Worrell & Co Accountants
matthew@worrellco.com.au

CHATTER EDITOR:

Troy Holmes – Kensington Gardens
president@bcsa.com.au

BCSA DELEGATES:

Chris Murphy – Coromandel Valley
– BSSA cmurphy68@msn.com

Ken Harris – Fulham Gardens
– BSSA ken.harris5@bigpond.com

Troy Holmes – Kensington Gardens
– BSSA president@bcsa.com.au

George England – Parkside
– BSSA gendland8@bigpond.com

Peter Glassenbury – Tiddy Widdy Beach
Port Pirie Club – pglassen@bigpond.com

Graham McCallum – Boolaroo Centre
– Port Pirie Club cathgra21@bigpond.com

Michael Smith – Paralowie
– Port Pirie Club cars19852003@yahoo.com.au

Doug Lange – Maitland
– Port Pirie Club drlange@internode.on.net

Beau Schutz – Cherry Gardens
– North East Budgerigar Society
Schutzbeau81@gmail.com

John Mulley – Firlie – North East Budgerigar
Society jmulley@bigpond.net.au

Shiralee Reardon – Para Hills
– North East Budgerigar Society
shiraleereardon@gmail.com

Nigel Tonkin – Blackwood
– North East Budgerigar Society
nigeltonkin50@gmail.com

The opinions expressed by the Authors are their own and not necessarily those of this Council. Contributions in the form of letters and articles are welcome and should be addressed to:

CHATTER, president@bcsa.com.au - Please ensure all submissions abide by Australian and International copyright law. Such contributions must be in electronic format and include the writer's name, address and telephone number. The contents of any contribution are the expression of the writer and not necessarily those of the BCSA, nor its Editor. The right is reserved to edit any submission to CHATTER for clarity or space, or to reject it for any reason without obligation.

Welcome to the Autumn Edition of Chatter!

As the leaves turn and the season changes, we reflect on a fantastic period for the South Australian budgerigar fancy – and what a time it's been!

Firstly, a heartfelt thank you to the 34 exhibitors who made their birds available for the recent Logan Shield State Selection Show – that's three more than last year! Even more encouraging is the fact that 11 of this year's exhibitors weren't represented at the 2024 Logan Shield, showing that fresh faces are making their birds available for Team South Australia. When we consider that eight exhibitors who participated in 2024 did not show this year, there's great potential for an even stronger turnout in 2026. With returning faces and new talent blending in, the future of budgerigars in South Australia is looking brighter than ever.

This year's show was held at the new Klemzig Community Centre, which proved to be an outstanding venue – well-equipped, welcoming, and a smooth experience for all involved. A bonus was the lobby area, where birds could be held if required, out of any potential inclement weather. A big congratulations to the North East Budgerigar Society (NEBS), who claimed the shield with 607 points, ahead of Port Pirie on 347 and BSSA on 250. A remarkable effort from all clubs!

A special shout-out to our Class Winners, the Holmes Family, Dennis Lomman, D & R Lange, Michael Smith, Gina & Ian Wise, Graham McCallum, George England, Tony Van Den Brink, The Longbottom Family, and Vicki Sanford. Your birds were outstanding and a credit to your breeding programs.

From the Logan Shield, 16 exhibitors went on



to represent South Australia at the 49th Annual Trill™ Expert ANBC National Titles. Among them were first-time state representatives Graham & Min Wilson (Port Pirie Club) in the Clearwing class, and Peter Brumby (BSSA) in the Yellow Faced Blue and Lutino classes. Each earned points for South Australia on the national stage – a huge congratulations!

On the national front, South Australia placed 4th overall once the dust had settled. After a strong challenge from North Queensland early on, SA held firm, ultimately finishing just 49 points behind South Queensland, who took third place. Victoria claimed the shield with 595 points, 66 points ahead of New South Wales (529). A highlight of the Nationals was the performance of the Holmes Family, who brought home four Logies for South Australia. Their efforts not only boosted our state's score significantly but also earned them a place in the ANBC Hall of Fame for Breeder's Excellence.

As we move into the next phase of the year, we thank every exhibitor, volunteer, and supporter who continues to champion the hobby. South Australia's budgerigar community is thriving – and we're just getting started.


Inside this Edition of Chatter, we shine the spotlight on one of our newest and most promising partnerships in the fancy — Schutz and Tonkin. With a shared passion for quality budgerigars and a drive to learn and improve, this duo has quickly captured the attention of fellow



Class 15 – 1st
Photo Courtesy of the ANBC



Class 24 – 1st
Photo Courtesy of the ANBC



Class 26 – 1st
Photo Courtesy of the ANBC


fanciers. We take a closer look inside their bird room setup, the bloodlines they're working with, and the goals they've set for the seasons ahead. Whether it's refining feather quality, strengthening their show team, or building a consistent breeding program, Schutz and Tonkin bring fresh energy and determination to the South Australian scene. Their partnership is just beginning, and it's one worth following.

In *Genetics Corner*, we take a deep dive into the fascinating world of Visual Violets—a striking and structurally unique colour modifier that appears across a wide range of budgerigar varieties. From Normals and Spangles to Clearbodies and Pies, the violet factor brings a rich depth of colour that breeders admire, but also one that requires thoughtful genetic planning to achieve. The article explains the intricate interplay between blue series birds, dark factor, and violet factor, and how their combination creates the classical “True Violet” look. It also covers the subtle but important distinctions between different forms of Visual Violet, including Double Factor Violet Sky Blues, and why these variations can be challenging to identify on the show bench. With South Australia looking to break into the Top 3 at future National titles, strengthening our presence in the Visual Violet class is vital. This Genetics Corner not only offers insight into the science behind the feather colour but also provides practical mating advice to

help fanciers improve their outcomes and contribute to the development of this beautiful but underrepresented class in our state.

Our *Novice Corner* tackles one of the most important—and often misunderstood—aspects of developing a successful stud: culling with confidence. For new breeders, learning how to evaluate young birds and make smart, goal-driven decisions about which to keep and which to move on is essential for long-term progress. This article offers practical guidance on what to look for, when to ask for advice, and how to reframe culling as a positive step forward, rather than a setback. It's about progress, not perfection.

In *Overseas Corner*, Marcel Bühler shares a detailed and insightful look at the Recessive Pied—a visually striking and genetically intriguing variety that continues to capture the imagination of fanciers worldwide. Tracing its origins from the early 20th century through to modern show success, Marcel outlines the evolution of this “Harlequin”-marked bird and the unique challenges breeders face in achieving balanced, exhibition-quality markings. With contributions from Martin Stieglmaier, the article also explores the variety's complex inheritance patterns and highlights top examples from the Bühler & Pearce partnership. Whether you're breeding Recessive Pies or simply admire their unpredictability and charm, this is a must-read for anyone



fascinated by the beauty of colour genetics in the fancy.

Pet Corner explores the topic of *Understanding Budgie Body Language – and What Your Pet is Trying to Tell You*. From common postures like fluffing up, head bobbing, and wing stretching, to the subtle differences between signs of contentment and stress, we break down the behaviours that offer insight into your budgie's wellbeing. We also cover the meaning behind various vocalisations, helping you decode your bird's chirps, whistles, and calls. As a responsible pet owner, learning to recognise when your budgie wants attention, needs space, or may be feeling unwell is key to building trust and ensuring a happy, healthy companion.

In our Exhibition Corner feature article *Know the Cheek Patches*, we explore how various mutations modify the wildtype violet cheek patch described by the ANBC Standard. From grey cheek patches in Grey Greens, to white cheek patches in Red Eyed Selfs, these variations serve as valuable visual cues when identifying colours and varieties. With helpful comparisons and insights into more complex examples like Spangles, Recessive Pieds, and Darkwings, this guide enhances your understanding of cheek patch diversity – a key detail in the breeder's toolkit.

Lastly, our *Around the Clubs* recounts recent highlights and upcoming shows across the state.

We showcase the energy and enthusiasm of the Port Pirie Club's Harry Johnston Show, a much-loved event that continues to bring exhibitors together from across the region in a strong show of community spirit and quality birds. From there, we head to the BSSA, where we recap both the Murphy Classic and the Stan Watson Show—two cornerstone events that capture the depth of breeding talent within the club. Looking ahead, we turn our attention to a major milestone for the North East Budgerigar Society, who will be marking their 50th Anniversary Show in June. This upcoming celebration promises to be a memorable occasion honouring five decades of commitment to the fancy, and we look forward to recognising the club's rich history and ongoing contribution to the South Australian budgerigar community.

Thank you to everyone who continues to contribute, support, and exhibit across our state. There's much to be proud of—and even more to look forward to.





Beau Schutz – A Passion Rekindled and a Partnership with Purpose

Beau Schutz is no stranger to hard work. Whether it's running a business, transforming a rural property into a family haven, or dedicating countless hours to the care and improvement of his birds, Beau brings an unmistakable energy and passion to all he does. Based in the picturesque Adelaide Hills at Cherry Gardens, where he lives with his wife and three children, Beau is steadily building not only his dream home but also a name for himself in the budgerigar fancy.

Beau's journey into budgerigars began when he was just 10 years old, thanks to a North East Budgerigar Society (NEBS) show held alongside his mother's craft stall at the Golden Grove fair. The display of vibrant, charismatic birds caught his eye—and his heart. With a helping hand from Lloyd Edwards, who provided his first pair of Lutinos, Beau's fascination quickly turned into commitment. That very first pair bred five chicks and, in Beau's words, "I was hooked."

Like many fanciers, life eventually pulled him away from the hobby. But the call of the bird room never truly left. After two previous stints in the fancy, Beau returned in 2021, this time under more stable circumstances. Reconnecting with long-time mentor and friend Nigel Tonkin, he was invited into a formal breeding partnership. Thus, the Schutz & Tonkin partnership was born—combining Nigel's extensive experience and bloodlines with Beau's fresh enthusiasm and sharp eye for detail.

Today, Beau operates a 30-cage breeding setup in a custom-built aviary measuring 9m x 4m, constructed from coolroom panels. It's not only well-insulated and modular for easy expansion, but also designed for maximum efficiency. Elevated breeding cages and raised flights help minimise strain and simplify cleaning, while one particularly clever addition—an installed dishwasher—has, in Beau's words, been "the single best thing I would recommend" for any bird room. His next big project? An air purification system to help his asthmatic daughter enjoy more time with the birds.

Breeding in the Hills presents unique challenges. The cooler climate means a later start to the breeding season, typically from September. Rather than enforcing a strict stop date, Beau adjusts according to results—pulling up if the season underperforms, or continuing with key pairs if outcomes are strong. As of May, he's only just

winding down from what he describes as his best breeding season yet, both in quantity and quality.

Beau is a proud and active member of the North East Budgerigar Society, the same club that introduced him to the fancy all those years ago. He takes pride in watching the club grow and appreciates the strong commitment from fellow members driving it forward. His favourite variety? Spangles—for their markings and show appeal—but he's also been developing lines of Lacewings, Lutinos, and Clearwings, with a long-term goal of

producing high-quality Rainbows for his children to enjoy.

When it comes to breeding direction, Beau emphasises consistency and type. His vision is clear: to develop a uniform stud with modern features and ultimately win a Nationals class. His favourite bird to date—a Spangle Hen—embodied these goals, displaying high, broad shoulders and the modern outline he aims to standardise across his flock. “Breeding a bird like her showed me I was heading in the direction I desired,” he says.





Bloodline-wise, the Schutz & Tonkin stud began with Tonkin's foundation birds. Over time, they've incorporated birds from several respected breeders including Mick Leahy, Geoff Edwards, Troy Holmes, Kelleher, and Leong. This variety of lines has given Beau and Nigel a diverse genetic base to work from, as they refine their own line and move toward breeding excellence.

Beau's respect for key figures in the hobby runs deep. At the top of the list is Nigel Tonkin, whom he credits for decades of mentorship, support, and unwavering generosity in both birds and knowledge. Others who had a profound influence in his early years include Bruce Stafford, who not only helped with birds but took Beau to meetings and shows, laying the foundation for lifelong passion. He also notes Troy Holmes and his partner Kelly, applauding their significant efforts made in recent years to rebuilding the hobby in South Australia.

With a passion for quality and an eye on innovation, Beau is also an advocate for continuous learning. He's travelled internationally



over the past year, visiting bird rooms across the globe, but one name remains on his wishlist—Daniel Lutolf. Known for pioneering the extreme modern style of budgerigars in Europe, Lutolf's birds and evolving breeding philosophy intrigue Beau, especially as Lutolf seeks to balance form and function in show birds.

While his primary focus is budgerigars, Beau's life is far from one-dimensional. He lives on a 4.5-acre property, which he's transforming into a hobby



farm complete with gardens, fencing, retaining walls, and endless improvements. As the kids grow older, Beau and his wife hope to travel more extensively—a passion already shared through family getaways when time permits. “My wife claims one of my hobbies is half-finished jobs,” he jokes, acknowledging the never-ending list of projects that come with acreage living.

Beau’s approach to avian health and preventative care is also worth noting. This season, for the first time, he trialled Baytril—administered ten days before hens lay. Citing a clinical study in chickens that showed transference to eggs and chicks for up to seven days post-hatch, Beau observed a season of strong chick survival and overall success. Whether coincidence or causation, it’s something he plans to explore further.

When asked about the challenges facing today’s hobbyists, Beau doesn’t hesitate to mention cost and time. He believes simplifying routines and building efficient aviary systems is essential. “Keep only the birds you intend to move forward with,” he advises, noting that time spent on maintenance

and feeding can quickly get out of hand if you don’t stay focused on your breeding goals.

For newcomers to the fancy, Beau encourages personal connections over online auctions. “Unless you’re buying purely for colour, don’t purchase a bird you haven’t seen,” he advises. Instead, find a breeder willing to mentor you, buy a few quality pairs, and build a relationship based on trust and shared learning. This, he believes, is the surest way to find long-term enjoyment and success in the hobby.

The Schutz & Tonkin partnership continues to grow stronger each season, fuelled by mutual respect, clear breeding goals, and a shared passion for the fancy. With Beau’s return marking a renewed commitment to the hobby, and his setup now geared for sustained development, South Australia can expect to see plenty more from this determined fancier.

And if Beau has anything to say about it, the Logie tally won’t be far behind.

Visual Violets

By John Mulley, February 2025

Visual Violet is an attractive colour modifier that can be seen across multiple varieties. These include Normals, Dilutes, Clearwings, Greywings, Cinnamonwings, Opalines, Clearbodies, Fallows, Spangles, Dominant Pieds, Recessive Pieds and Saddlebacks.

To breed the Violet, firstly we need a blue budgerigar. The blue mutation changes an amino acid in the enzyme that makes yellow pigment, knocking out enzyme activity, so there is no yellow pigment. If there was yellow pigment, the budgerigar would be green.

Secondly, we need to be aware of how light is absorbed in the feather barb. Melanin in the feather barb of a blue budgerigar without yellow pigment preferentially absorbs the red wavelengths of incident white light. Without dark, violet or grey colour modifier mutations we see reflected light as sky blue. The dark, violet and grey factor mutations all occur in separate genes, which are also separate to the gene that encodes the enzyme that makes yellow pigment in green budgerigars or does not make the yellow pigment in blue budgerigars.

Now we must introduce the other colour mutations away from wild type green. The mechanism for the blue budgerigar with a white face is known and explained above. The Golden Faced Blue, Yellow Faced Blue and Whitecap mutations are additional mutations within the same gene as the one where the blue mutation occurs. These mutations have not yet been characterised other than by Mendelian segregation analysis proving that they are all members of a multiallelic colour series governed by the one gene. So light absorbance by melanin in the feather barb as described above for the blue mutation also applies to the blue body



feathers of the Golden Faced Blue Double Factor, Yellow Faced Blue, Golden Faced Blue/Yellow Faced Blue combination, and the Whitecap Single Factor.

Thirdly, getting back to what we need to breed classical Visual Violet on all the above colour mutations, we need dark factor. The dark factor mutation changes the distribution of melanin in the feather barb. This further affects the absorbance of specific wavelengths within the white light spectrum, so that we see dark blue, known as Cobalt to budgerigar breeders.

Fourthly, for classical Visual Violet we also need violet factor. That mutation also changes the distribution of melanin in the feather barb, also affecting the absorbance of specific wavelengths within the white light spectrum. In the absence of dark factor, we see Violet Sky Blue that looks like Cobalt. The quill end of the tail in the Violet Sky Blue has subtle but visible pale turquoise to distinguish Violet Sky Blue from Cobalt.



Fifthly, combining dark factor and violet factor in the one budgerigar affects the distribution of melanin in the feather barb changing the absorbance of specific wavelengths within the white light spectrum so that our eyes see the classical Violet feather colour.

There are no sky blue, dark blue (cobalt) or violet pigments. These are structural colours determined by differential light absorbance.

The presence of violet factor in Green Series budgerigars darken the green similarly to the dark factor. We see Violet Light Greens, Dark Greens, Violet Dark Greens, Olives and Violet Olives. Violet Dark Greens approach Olive green in appearance. Visually distinguishing between all these phenotypes no doubt would be challenging.

There are three forms of Visual Violet:

1. "True" or classical Violet (one violet factor on a Cobalt background) as described above,
2. More intense "True" Violet (two Violet factors on a Cobalt background), and
3. Factor Violet Sky Blue (two Violet factors on a sky-blue rather than Cobalt background).

The third form, the Double Factor Violet Sky Blue, has some pale turquoise suffusion at the quill end of the tail that can only be seen by handling the bird to view the quill end of the tail feather that is usually obscured by other feathers. Hence show schedules list the class as Visual Violet since judges cannot visually and definitively separate Double Factor Violet Sky Blues from "True" classical Violets. There may be some variation in quality of the violet colouring in the feather but discussion of that is best left to an experienced Violet specialist skilled in the art of breeding and identifying the three forms.

To create Double Factor Violet Sky Blue the easiest way is to mate two Violet Sky Blues together, to get 25% Double Factor Violet Sky Blues (Visual Violet). Double Factor Violet Sky Blue can be perpetuated by outcrossing them to quality Violet Sky Blues to get 50% Double Factor Sky Blues (Visual Violets).

To create "True" classical Violets we require at least one parent to have dark factor content. Some mating combinations that create "True" Violets are:

1. Violet mauve X Violet sky blue (gives Cobalts & True Violets – most efficient cross)
2. True violet X Violet sky blue (gives Sky Blue, Violet Sky Blue, Cobalt and Visual Violet)
3. Violet mauve X True violet (gives Cobalt, True Violet, Mauve, Violet Mauve)
4. True violet X True violet (gives Sky Blue, Violet Sky Blue, Cobalt, Visual Violet, Mauve, Violet Mauve)



5. Cobalt X Violet Sky Blue (gives Visual Violet, Sky Blue, Violet Sky Blue, Cobalt).

Note that Double Factor Violet Sky Blue (Visual Violet) chicks are also possible from matings 2 & 4.

Ideally, we need to learn how to distinguish between Violet mauve, True violet, Double Factor Violet Sky Blue, Cobalt and Violet Sky Blue to correctly select parents and to be able to correctly identify the chicks. Violets can also be bred from Geen Series with violet content split for blue mated to blues, but the yield of Visual Violet is reduced compared with matings restricted to the Blue Series.

Brings out the best in your bird™

TRILL™ seed mixes combine quality seeds, shell grit, & Nutrivit™ kibble a uniquely formulated multivitamin supplement, to provide the balanced nutrition your bird needs.

Trill
EXPERT
BREEDER'S QUALITY

Trill 2.8kg
BUDGERIGAR MIX



3rd and 5th Recessive Pieds,
Courtesy of the ANBC



The Recessive Pied

from Martin Stieglmaier and Marcel Bühler

One of the most variable and in my opinion most attractive colour mutations of our beloved budgerigar is the Recessive Pied.

The first appearance of “pieds” or birds with “flecky” feathering can be traced back to the early 1920s. The first record of a real pied mutation was of the Danish Recessive Pied. The first bird of that mutation was a green-yellow cock bird that was exhibited at a show in Copenhagen in 1938.

The first Recessive Pieds in England were imported in 1948 by Cyril Rogers, who got birds from Curt af Enjehelm, Director of Helsinki Zoo. He exhibited the first offspring of these birds at a show in Cambridge in 1950.



Marcel



Martin

Since then, the Recessive Pied started its journey across the world and has improved in quality through the work of many famous breeders, to now be able to win the highest merits. One example is the best Young Bird in Show at the 2006 Europa-Championship Show in Karlsruhe, was won by a Recessive Pied Light Green cock bred by Michael Weiß.

The Recessive pied is also known as “Harlequin” due to its variegated pied markings distributed irregularly across its body.



1.0 Recessive
Pied Dark
Green – 1989



0.1 Recessive
Pied Cobalt
– 2005



1.0 Recessive
Pied Violet
– 2010



1.0 Recessive
Pied Skyblue
– 2021



1.0 Recessive
Pied Cobalt
– 2022



Let's talk about the standard with the example of a **RECESSIVE PIED LIGHT GREEN** from the DSV Standard, Germany:

GENERAL BODY COLOUR: Irregular patches of buttercup yellow and light green with the latter mainly on the lower chest, rump and underparts.

MASK: Buttercup yellow, ornamented by up to six evenly spaced large round black throat spots, when present the two outer spots to be partially covered by the base of the cheek patches. The buttercup yellow of the mask extending over the frontal and crown, to merge with the black undulations at the back of the head. The frontal and crown should be clear and free from all markings.

MARKINGS: On cheeks, back of head, neck and wings should be black undulations and/or black dots on a buttercup yellow ground, random in pattern and distribution and covering 10% to 20% of the total wing area.

CERE: Fleishy pink in cocks, brown in hens

BEAK: Orange coloured

EYES: Dark without a light iris ring

CHEEK PATCHES: Violet, silvery white or a mixture of both

PRIMARY WING FLIGHTS: Buttercup yellow

PRIMARY TAIL FEATHERS: Buttercup yellow

FEET AND LEGS: Fleishy pink

The colour distribution or pied markings are hard to control by breeding methods, that's why Recessive Pieds are allowed to be shown with or without spots, without penalty. If there are enough spots, the mask is to be prepared as in a normal.



A short Review about Genetics:

The Recessive Pied is inherited, as the name states, as a Recessive gene. Therefore, the following breeding results can be expected:

Recessive Pied	x	Normal	=	100 %	Normal / Recessive Pied
Recessive Pied	x	Normal / Recessive Pied	=	50%	Recessive Pied
				50%	Normal / Recessive Pied
Recessive Pied	x	Recessive Pied	=	100%	Recessive Pied
Normal / Recessive Pied	x	Normal / Recessive Pied	=	25%	Recessive Pied
				50%	Normal / Recessive Pied
				25%	Normal
Normal / Recessive Pied	x	Normal	=	50%	Normal / Recessive Pied
				50%	Normal

The pairing of Recessive Pied x Recessive Pied should only be considered with Recessive Pieds that have very good show qualities, otherwise it's hard to keep or improve the exhibition quality of your Recessive Pieds.

Usually, the markings are darker in hens than in cocks, but independent from that, it's really important to keep the balance in the markings in mind, and to not let your Recessives get too dark or too light. Keep the Balance!

The Recessive Pied, due to its variable and partly not calculable colour distribution, is a real eyecatcher and an enrichment to every stud.

The beauty of this variety is worth the hassle with record keeping, as you need to keep all the splits in mind.

Take the time to enjoy the beauty and colorfulness of your birds even more with Recessive Pieds, you will not regret it!

Understanding Budgie Body Language: What Your Pet is Trying to Tell You


Budgerigars, or budgies, are lively and intelligent birds that use body language and vocal cues to communicate their emotions, needs, and overall wellbeing. While they can't speak our language (unless taught a few clever phrases!), learning to read your budgie's body language is key to providing the best care and building a strong bond.

Common Postures and What They Mean

Budgies use their bodies to express a wide range of emotions. A content budgie will often fluff its feathers slightly, stretch one wing and leg at a time, or sit on one leg while resting. You might also notice head bobbing, especially in males—this is usually a sign of excitement, courtship, or playfulness.

Preening is another sign of a relaxed and happy bird. If your budgie preens in your presence, it trusts you. However, excessive preening or feather plucking can be a sign of stress or boredom.

If your budgie is sitting still, fluffed up with closed eyes during the day, this could indicate illness. Watch for additional symptoms such as tail bobbing, puffed-up feathers for extended periods, or a lack of appetite.



Signs of Contentment vs. Stress

Happy budgies are typically active, chirpy, and curious. They'll climb around their cage, interact with toys, and may chirp or mimic sounds. When relaxed, some budgies grind their beaks softly—a sign they feel safe and sleepy.

In contrast, a stressed or scared budgie may pant, tremble, or freeze in place. Rapid movements, crouching low, and holding wings slightly away from the body can signal discomfort or fear. Repeated biting or avoiding human contact may also indicate anxiety or a need for space.

Understanding Vocalisations

Budgies are excellent vocal communicators. A range of soft chirps, whistles, and warbles generally means your budgie is feeling content. Loud screeching can be a sign of excitement—or irritation, especially if something in their environment has changed.

A budgie that's feeling lonely or anxious may call out repeatedly with a high-pitched "contact call" to locate its flock—you! Mimicry and talking are signs of mental stimulation and can become more frequent with bonding and interaction.



Does Your Budgie Want Attention or Space?

Pay attention to how your budgie interacts with you. If it hops toward you, chirps when you enter the room, or starts climbing the cage bars as you approach, it's likely seeking your attention. Some budgies will bow their heads to request a scratch or lean toward your hand for interaction.

On the other hand, if your budgie turns its back, flattens its feathers, or raises one foot as a warning, it may want to be left alone. Respecting these signals helps build trust and reduces stress for your bird.

Why It Matters

Budgies rely on body language and vocal cues to express themselves. By learning to interpret these signals, you can catch early signs of illness, meet your bird's emotional needs, and foster a deeper connection. Understanding what your budgie is trying to tell you transforms your relationship from simply owning a pet to sharing a true companionship.

Being attentive to your budgie's cues creates a happier, healthier home—for both of you.

Culling With Confidence: Making Smart Decisions in Your Stud

For many novice breeders, the word culling can feel intimidating or even harsh. But as your experience grows, you'll come to understand that culling is one of the most important tools in developing a consistent and competitive stud. Done thoughtfully, it's not about discarding birds carelessly—it's about making deliberate choices to move your breeding program forward.

As your aviary begins to fill with youngsters from your first few breeding seasons, you'll face a reality all experienced breeders know: you can't keep them all. Every cage taken up by a bird that doesn't align with your goals is a missed opportunity for one that might.

What to Look For

The first step in culling is understanding what you're aiming to achieve. This might be strong shoulders, a clear mask, tighter feather, or particular varieties. Once you know what you're breeding toward, it becomes easier to identify the birds that don't contribute to that goal.

That doesn't mean every bird you part with is "bad." Some will be perfectly healthy, visually appealing, and suitable for other breeders—especially those working on different goals or varieties. Culling, in this sense, simply means selecting the best birds for your program.



*3rd ANBC Normal Green,
Courtesy of Guy Denning*

Keep Records and Review

As you begin to cull more confidently, detailed records become invaluable. Keep notes on parent pairings, offspring outcomes, and observations over time. A bird that doesn't impress at weaning may improve dramatically after its first moult—another reason not to rush the process.

Revisiting your notes from previous seasons can also help you spot patterns, such as consistently poor results from a certain line, or strong traits that keep appearing through specific pairings. These insights will inform future decisions and improve your overall breeding strategy.

When to Ask for Advice

Novices shouldn't feel like they have to make all the tough calls alone. Many experienced breeders are happy to offer feedback on your young birds or help identify traits worth pursuing. Don't be afraid to ask a mentor to visit your birdroom or look over photos—an outside eye often sees what we've missed.

That said, trust your own judgment too. Learning to back yourself is part of growing as a fancier.



1st ANBC Normal Grey Green,
Courtesy of Guy Denning

SIDEBAR TIP: A CULLING CHECKLIST FOR NOVICES

Before deciding which birds to move on, ask yourself:

- ✓ this bird show the traits I want to build into my stud?
- ✓ Is it strong, healthy, and developing well post-moult?
- ✓ Does it offer value through bloodlines, even if it lacks visual appeal?
- ✓ Have I given it enough time to mature?
- ✓ Would this bird suit another breeder's goals more than my own?
- ★ **BONUS TIP:** Always keep a few extra hens—flexibility in pairing is key!

Reframing Culling as Progress

Rather than seeing culling as a loss, try to see it as refining your direction. With each bird you rehome, you're making space for better outcomes, more targeted pairings, and a clearer future for your stud.

Culling also teaches important lessons about patience, planning, and practicality—skills that will serve you well in every part of the hobby.

Final Thoughts

Culling is not about perfection—it's about progress. The best breeders didn't build their studs overnight. They made choices, reviewed results, and stayed committed to their goals. By learning to cull with confidence, you're doing more than tidying your birdroom—you're taking real, measurable steps toward becoming the breeder you want to be.

And that's something to be proud of.

THE BEND

MOTORSPORT PARK

**543 Dukes Highway,
Tailem Bend SA 5260
PHONE 08 8165 5700**

www.thebend.com.au


in X f ig yt

Know the Cheek Patches

Mutations can modify the wildtype violet cheek patch of the budgerigar in various ways. Some colours and varieties can therefore be distinguished solely by their cheek patch. To gain a full appreciation for the range of cheek patch variation we look at the cheek patches described by the Australian National Budgerigar Council Standard.

Some useful comparative observations for identification:

- Grey Greens have grey cheek patches compared with Olives that have violet cheek patches.
- Red Eyed Selfs have white cheek patches compared with Lacewings that have pale violet cheek patches.
- Greywings have violet cheek patches unless they are Greywing Grey or Grey Green then they have grey cheek patches compared with Dilutes that have pale blue to pale violet cheek patches, or pale grey cheek patches, the latter on Grey factor Dilutes.
- Dilutes have pale blue to pale violet cheek patches, or pale grey cheek patches on Grey factor Dilutes, compared with Black Eyed Selfs that have white suffused pale violet or muted grey cheek patches.



Violet (wildtype) cheek patches are present on all colours and varieties except when modified by grey factor, and those listed above, and the further exceptions listed below as follows:

- 1. Silvery white cheek patches -**
Spangle Double Factor
- 2. Violet and/or Silvery White cheek patches -** Spangle Green and Spangle Blue
- 3. Grey and/or Silvery White cheek patches -** Spangle Grey Green and Spangle Grey
- 4. Violet/Silvery White cheek patches -** Recessive Pied Green and Recessive Pied Blue
- 5. Grey/Silvery White cheek patches -** Recessive Pied Grey Green and Recessive Pied Grey
- 6. Pale Grey cheek patches -** Darkwing Grey Yellow and Darkwing Grey White
- 7. Pale Violet to Pale Grey cheek patches -** Darkwing Yellow and Darkwing White



8. Pale Violet cheek patches – Dilute Violet (and Lacewing as listed above)

9. White cheek patches – Dark Eyed Clear (and Red Eyed Self as listed above).

Concluding Comments

- The Spangle cheek patch can impact other varieties and where Spangle is not permitted as a combination as per the Matrix in the Standard then Spangle content is a disqualification (non-Standard).

- When Cinnamon is part of the combination the Violet cheek patch can appear more lilac in colour.
- Red Eyed Selves can in rare cases have Pale Violet cheek patches as a fault.

Cheek patches, tails, tail quills, ceres and eyes are all useful features for the description of the various budgerigar colours and varieties.

Scan to view
The Standard






North East
Budgerigar
Society





Glassenbury Aviary Tour





Harry Johnson Show





Murphy Classic 2025 Results

TROPHY LIST

MAJOR AWARD JUDGE

– KEN HARRIS & WAYNE WEIDENHOFER

MAJOR SPONSOR - AVIAN VITALITY

CHAMPION INTERMEDIATE

YOUNG BIRD Jane Kelb

RESERVE CHAMPION INTERMEDIATE

YOUNG BIRD Danny Brill

CHAMPION INTERMEDIATE

OLD BIRD Danny Brill

RESERVE CHAMPION INTERMEDIATE

OLD BIRD Jane Kelb

CHAMPION NOVICE YOUNG BIRD

RESERVE CHAMPION NOVICE

YOUNG BIRD Dave Miller

CHAMPION NOVICE OLD BIRD

Brice & Sally Wheaton

RESERVE CHAMPION NOVICE

OLD BIRD Paul Wilton

BEST OF VARIETY IN SHOW

Combined award for Young and Old – Intermediate & Novice

Best Normal Green Paul Wilton

Best Cinnamonwing Trevor Goodenough

Best Normal Grey Green Peter Brumby

Best Spangle D/F Trevor Goodenough

Best Normal Blue Judy Hawker

Best Opaline Dave Miller

Best Visual Violet Adam Pannell

Best Opaline AOSV No Entry

Best Normal Grey Dave Miller

Best Clearbody Longbottom Family

Best Yellow Faced Blue Peter Brumby

Best Lacewing Ian Jenke

Best Aust. Yellow Faced Blue Jane Kelb

Best Fallow Andrew Swift

Best Black Eyed Self Jane Kelb

Best Spangle Trevor Goodenough

Best Dilute Paul Wilton

Best Spangle AOSV Steve Wharton

Best Lutino Peter Brumby

Best Dominant Pied Andrew Swift

Best Albino Peter Brumby

Best Recessive Pied Andrew Swift

Best Dark Eyed Clear Andrew Swift

Best Crested Jane Kelb

Best Clearwing Michael Smith

Best Australian White Cap Andrew Swift

Best Greywing Michael Smith

Best AOSV/NSV Kylee Walsh

SHOW MANAGERS NOVICE AWARD:-

MOST ACCUMULATED POINTS – Andrew Swift



Sue receiving her life membership





Photos Courtesy of the ANBC



Stan Watson Show 2025

Budgerigar Society of South Australia
Stan Watson Show Results 4 May 2025

MAJOR AWARDS

- **Grand Champion**
– Shiralee Reardon – Opaline Grey Hen
- **Reserve Champion Cock**
– Sue Adams – Normal Spangle Cock
- **Reserve Champion Hen**
– Marie & Kerry Murphy – Cinnamonwing Green Hen
- **Third Champion Cock**
– Sue Adams – Spangle AOSV Cock
- **Third Champion Hen**
– Dave Miller – Grey Hen
- **Fourth Champion Cock**
– Wayne Bandt – Grey Green Cock
- **Fourth Champion Hen**
– Ian & Gina Wise – Spangle AOSV Hen

STAN WATSON SHOW RESULTS 2025 SECTIONAL RESULTS

- **Champion Intermediate**
– Jane Kelb – Dominant Pied Hen
- **Reserve Intermediate Cock**
– Jane Kelb – Light Green Cock
- **Reserve Intermediate Hen**
– Jane Kelb – Spangle Hen
- **Champion Novice**
– Dave Miller – Grey Cock
- **Reserve Novice Cock**
– Paul Wilton – Sky Blue Cock
- **Reserve Novice Hen**
– Dave Miller – Light Green Cock
- **Best Junior** – Darcie & Jenson Osobase-Kelb

NOVICE AWARD FOR MOST ACCUMULATED POINTS


- Pauline Lampre with 22 points.





Rob Marshall Visit





MGA
INSURANCE GROUP

**INSURANCE
MADE SIMPLE**

Standing by You www.mga.com

Advertising Rates

Full Page Ad

\$600 per annum
(4 editions)

Half Page Ad

\$350 per annum
(4 editions)

Quarter Page Ad

\$200 per annum
(4 editions)

*All advertising enquiries
to president@bcsa.com.au*



APPLIED NUTRITION
QUALITY FEEDS • PREMIXES • SUPPLEMENTS

**AUSTRALIAN
MANUFACTURED**

TummyRite®

Budgerigars & Other Parakeets



- Nutritional herbs and herb extracts for good health and wellbeing
- Prebiotics for maintenance of a favourable gastro-intestinal tract micro-flora and exclusion of pathogenic bacteria
- Enzymes for increased digestion of grains and other major feed components and beneficial nutrients
- Essential key amino acids for building body, feather, and egg protein
- Essential vitamins and trace minerals to meet the birds daily requirements
- Yeast for added B-Complex vitamins, trace minerals and a high quality protein
- Carotenoids for breeding and general health
- Highly digestible protein, with nucleotides
- Antibiotic & Drug Free

10% Off
using
QR code or
CHATTER10
at checkout

tummyrite.com.au

Nutritional Digestion Aids for Good Health & Wellbeing



**To be held on Sunday
3 August 2025**

Klemzig Community Centre,
242 North East Road, Klemzig
(adj. Gaza Football Club)

Entry Conditions:

- **Cocks:** Limited to **2022 bred and younger**
- **Hens:** Limited to **2022 bred and younger**
- A **50/50 split** is preferred – more hens gladly accepted. A significantly heavier split toward cocks may result in reduced bird selection numbers and/or exclusion from the final catalogue.

Commission and Fees:

- A **10% commission** to the BCSA applies per lot, with a **minimum of \$5 per lot**.
- A **\$5 handling fee** will apply to **unsold lots**.
- Birds showing signs of **major permanent deformities, disabilities, or illness** will not be accepted on the day. A **\$5 commission** will still apply to such lots.
- Buyers must negotiate **directly with the vendor** for passed-in birds.
- **Unsold birds** must be collected or returned at the vendor's expense.

Live Auction Expressions of Interest

Auction Details:

- **Limited to approximately 200 lots** (focus is on quality over quantity)

KEY DEADLINES:

- Submit **number of lots** to the Auction Coordinator by: **Friday 30 May 2025**
- Submit **catalogue bird details** (and photos, if applicable) by: **Friday 20 June 2025**
- Each vendor may initially submit **up to 8 lots**
- Additional lots may available
- Please indicate if you have **extra birds** available, should space permit

PHOTOS FOR THE CATALOGUE:

- Vendors are encouraged to submit **high-quality bird photos** alongside their bird details by the catalogue deadline.

Auction Contacts & Coordinators:

TROY HOLMES

0419 526 753

president@bcsa.com.au


GEORGE ENGLAND

0418 819 705

gengland8@bigpond.com

- *Please use standardised terminology for Variety and Colour.*
- *Your support in volunteering for on-the-day tasks and post-auction clean-up is greatly appreciated.*

cruise advisors



At **Cruise Advisors**, we are experts in premium & luxury cruising. We partner with you to select the cruise line, ship, and itinerary that best fits your preferences.

Learn more about how we can enhance your next cruise experience at www.cruiseadvisors.com.au

**DELIVERING
TOMORROW'S
SOLUTIONS, TODAY**

Let's talk and see how we can help you!
Please call us on **1800 ROBOTS** to speak
to one of our automation experts.

AUTOMATEDSOLUTIONS.COM.AU



YOU ARE CORDIALLY INVITED TO THE

50TH ANNUAL

Trill™ Expert ANBC National Championships

GOLD COAST 2026
50TH
ANNIVERSARY

22 to 25 May 2026

at the Mantra Sharks on the Gold Coast



Scan the QR code to download and complete the Expressions of Interest form and email to info@nationals2026.au



AUSTRALIAN
NATIONAL
**BUDGERIGAR
COUNCIL**



Senior Judges Panel

NATIONALLY ACCREDITED JUDGES



John Mulley

0488 224 446 jmulley@bigpond.net.au



Shiralee Reardon

0427 095 566 shiraleereardon@gmail.com



Nigel Tonkin

0407 976 790 nigeltonkin50@gmail.com

JUDGES



Troy Holmes

0419 526 753 president@bcsa.com.au



Graeme Alchin

0437 099 455 tgalchin@bigpond.com



Ian Wise

0437 591 843 ianwise1@hotmail.com

JUDGES EXECUTIVE



Nigel Tonkin

0407 976 790 nigeltonkin50@gmail.com



Shiralee Reardon

0427 095 566 shiraleereardon@gmail.com



John Mulley

0488 224 446 jmulley@bigpond.net.au

RETIRED MAJOR AWARD JUDGES

Roy Deslandes (Deceased)

George Duffield (Deceased)

John Fisher (Deceased)

Gordon Lowe (Deceased)

Stan Watson (Deceased)

Trevor Weckert

Bruce Stafford

Glenn Stearnes

John Rice

Peter Glassenbury

Larry Jeffries

JUDGES REPRESENTATIVE & SECRETARY



John Mulley

0488 224 446 jmulley@bigpond.net.au

MAJOR AWARD JUDGES



Kelwyn Kakoschke

(08) 8278 3514



Malcolm Loveridge

(Retired National Accreditation)

(08) 8825 3939 mjloveridge@bigpond.com



Ian Marshall

0413 257 495 ianmarshall68@gmail.com



Kerry Murphy

0431 412 720 kerrymurphy@ozemail.com.au



Shiralee Reardon

0427 095 566 shiraleereardon@gmail.com



Nigel Tonkin

0407 976 790 nigeltonkin50@gmail.com



John Mulley

0488 224 446 | jmulley@bigpond.net.au



Wayne Weidenhofer

0435 032 125 wayneweedo@tpg.com.au



George England

0418 819 705 gendland8@bigpond.com



Wayne Bandt

0409 099 582 bandt@internode.on.net



Ken Harris

0456 160 553 ken.harris5@bigpond.com

ANY CORRESPONDENCE FOR JUDGES & STANDARDS CAN BE DIRECTED TO:

Judges Representative & Secretary - John Mulley 0488 224 446 jmulley@bigpond.net.au

BCSA Hall of Fame - ANBC Class Winners

Since the inception of the BCSA in 1996, the following BCSA members have won classes at the ANBC National Titles

Kakoschke & Rice - 12 Wins

Normal Green - 2005

Clearwing - 2005, 2010, 2015, 2016

Opaline - 2011, 2019

Opaline AOSV - 2010, 2015

Crested - 2003, 2005

Grey Green - 2016

Holmes Family - 8 Wins

Grey Green - 2018, 2025

Normal Blue - 2022

Cinnamowing - 2025

Dominant Pied - 2025

Aust White Cap - 2023, 2025

Crested - 2024

J & W Weidenhofer - 5 Wins

Clearbody - 2015, 2018

Dilute - 2022, 2023

Greywing - 2024

John Mulley - 2 Wins

Opaline AOSV - 2000

Blackeyed Self - 2003

Marshall Family - 2 Wins

Albino - 2007

Recessive Pied - 2014

Doug & Ruth Lange - 2 Wins

Normal Green - 2009

Crested - 2014

Ray Slade - 2 Wins

Blackeyed Self - 2016, 2017

The next 5 wins were with BCV

Dennis Lomman - 2 Wins

Violet - 2014

Normal Green, 2024

Helen Brooks - 1 Win

Fallow - 1996

Ron Norman - 1 Win

Hens Class - 1996

Rob McKie - 1 Win

Opaline - 1997

M & R Rafferty - 1 Win

Opaline AOSV - 2001

Michael Crossley - 1 Win

Yellowfaced Blue - 2002

Sue & Colin Norris - 1 Win

Dominant Pied - 2002

Peter Glassenbury - 1 Win

Blackeyed Self - 2009

Peter Simic - 1 Win

Recessive Pied - 2010

Ken & Janet Harris - 1 Win

Dominant Pied - 2023

Kelwyn Kakoschke - 1 Win

Clearwing - 2023

OBJECTS & PURPOSE

The specific aims and objectives of the BCSA are:

- To promote, encourage and stimulate the breeding and exhibiting of budgerigars, including the improvement of existing varieties, and the development of new.
- To serve as the State Council for Budgerigars in South Australia (including Broken Hill).
- To cooperate with other governing bodies interested in budgerigars, here in Australia, and abroad.
- To affiliate with and act as the South Australian member body of the Australian National Budgerigar Council (ANBC).
- To invite and encourage membership of Affiliate and Associate Organisations interested in the breeding and exhibiting of budgerigars.
- To use the Standard of Perfection for the exhibition budgerigar as set by the ANBC.
- To establish, maintain and recommend uniform rules for all shows and exhibitions held by the Council and its Affiliate and Associate Organisations.
- To establish a panel of judges who are able to judge these shows.
- To accept a code of ethics for judges.
- To ratify recommendations received from the panel of judges.
- To recommend and / or co-ordinate on any matter deemed to be of common interest to Affiliate and Associate Organisations.
- To obtain direction and/or instruction from Affiliate and Associate Organisations on ANBC matters through their BCSA delegates.
- To hold an annual pre-selection show to select a team to represent South Australia at the ANBC Championship Show.
- To host the ANBC Championship Show when required.
- To compile annually a register of show and meeting dates of all participating Affiliate and Associate Organisations.
- To establish and maintain an exhibitor status register for all financial individual members or partnerships.
- To do all such other things as may be incidental to the attainment of such objects.

LIFE MEMBERS

- 2016 – Mr Graham Bell
- 2016 – Mrs Doreece Brunton
- 2016 – Mr Peter Glassenbury
- 2016 – Mr John Mulley
- 2016 – Mr Nigel Tonkin
- 2023 – Mr Kelwyn Kakoschke
- 2023 – Mr Dennis Lomman
- 2024 – Mr Doug Lange
- 2024 – Mrs Ruth Lange





**MEDIA STABLE
GETTING YOU MEDIA
SINCE 2012.**

Contact Nic Hayes: nic@mediastable.com.au



"... as close as you're ever going to find in Australia
to a grand cru Burgundy or first-growth Bordeaux "

James Halliday

HENTLEY  FARM

CELLAR DOOR RESTAURANT
7 DAYS: 10AM - 4PM LUNCH: THURS - SUN

CNR OF GERALD ROBERTS & JENKE RDS
SEPPELTSFIELD SA 5355

(08) 8562 8427
HENTLEYFARM.COM.AU



**WE ARE AN
AFFORDABLE SKIP
BINS ADELAIDE
COMPANY!**

Whether you're located in the
inner north, southern or western
suburbs and no matter how big or
small your rubbish removal needs
are, we have bins for hire to suit
your job and your budget.

2A Wookata Cres, Seaview
Phone 1300 301 264
www.aotskipbins.com.au

worrell & CO

**CPA Accountants
& Taxation**
Industrial & Business
Large or Small

T (08) 8272 0207 | F (08) 8357 9933
Level 2/170 Greenhill Road,
Parkside, SA 5063



Are you a budgie lover?

Join the flock!

Are you a Budgerigar breeder or enthusiast looking for exciting events to attend in South Australia?

Look no further! The Budgerigar Council of South Australia is dedicated to promoting and celebrating the diverse world of budgerigars.



To find out more visit
www.bcsa.com.au

The Budgerigar Council of South Australia (BCSA) is committed to fostering a safe, respectful, and inclusive environment for all members and visitors to budgerigar shows and events. Specific forms of misconduct to our Policies, including victimisation, gossiping, discrimination, bullying and sexual harassment are strictly prohibited and may result in expulsion from the BCSA. All members are required to treat others with dignity, courtesy and respect. The BCSA is committed to equality, ensuring all fanciers enjoy a supportive and welcoming environment.

**For further information
regarding the Council,
Affiliated Societies,
membership or events
please contact**

**BCSA President, Troy Holmes
on president@bcsa.com.au**



www.bcsa.com.au